

TELFORD. EVENT. READY.

WELCOME TO TELFORD

**tel
internationalcentre**

T 01952 281 500

E sales@TICtelford.com

www.theinternationalcentretelford.com

@TICTelford

KEY FACTS

Telford is home to Telford International Centre (TIC) a leading UK event and conferencing venue, based at the heart of the country.



THE VENUE HAS OVER 1,500 ON-SITE PARKING SPACES

Please use TF3 4JH
for satnav.



THERE ARE HUNDREDS OF HOTEL ROOMS

Within a few minutes' walk
of the venue.



IT'S JUST A 15MIN WALK FROM TELFORD CENTRAL TRAIN STATION

See the walking route map
for getting from the station
to tic.



A MULTI-MILLION POUND SOUTHWATER CONVENTION QUARTER

Purpose-built to offer
visitors a range of cafes,
bars and restaurants.

ABOUT TELFORD

TELFORD HAS ONE OF THE UK'S LARGEST TOWN PARKS

It includes several miles of walking
and running routes, and two beautiful
gardens – all on TIC's doorstep.

TELFORD TOWN CENTRE IS ONE OF THE LARGEST SHOPPING CENTRES IN THE UK

With over 1 million sq ft of covered
retail space – just minutes from TIC.

TELFORD WAS THE BIRTHPLACE OF THE INDUSTRIAL REVOLUTION IN THE LATE 1700S

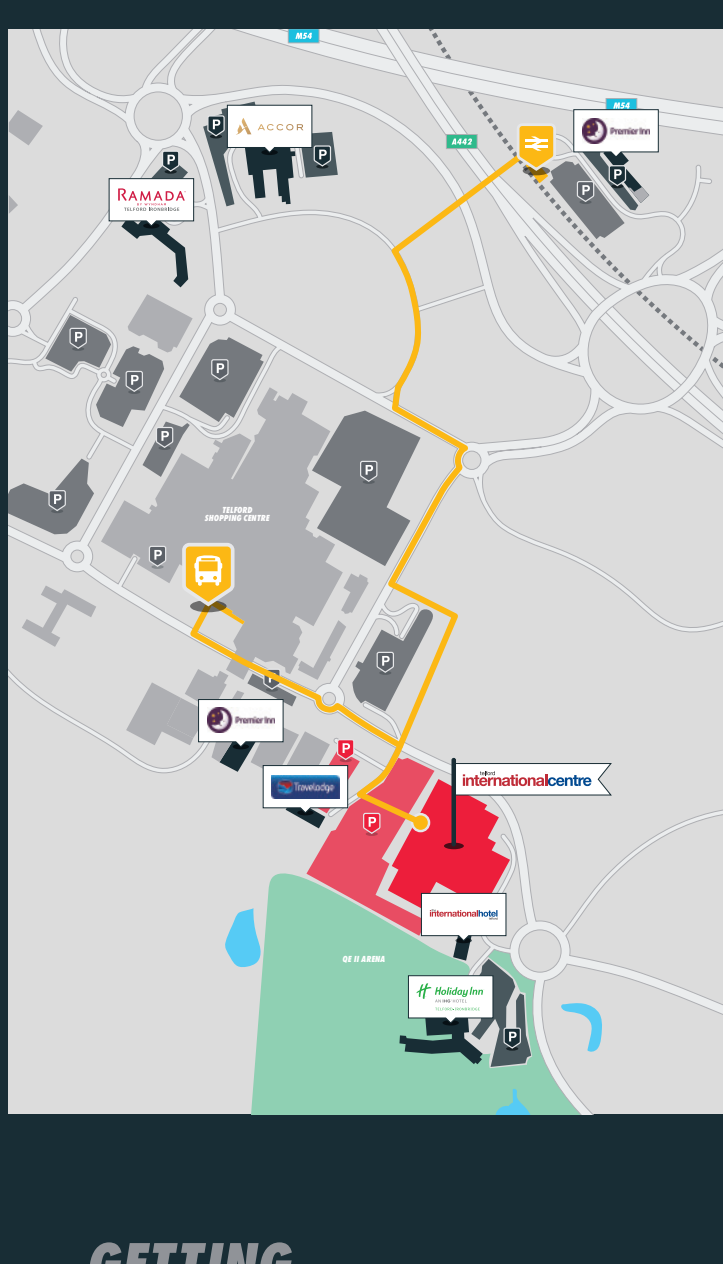
It continues today to be a hot-spot
for technology and manufacturing,
with many enchanting museums at
Ironbridge Gorge World Heritage Site.

TELFORD IS HOME TO THE WREKIN

A large hill from which, on a clear day,
you can see 17 counties from the 407m
(1,335ft) summit.

JUST A FEW MILES AWAY IS MUCH WENLOCK

An iconic home of the modern Olympics,
and stunning old English town.



GETTING TO TELFORD INTERNATIONAL CENTRE

WALKING FROM TELFORD CENTRAL TRAIN STATION

1.1 MILES

15 - 20 MINS



WALKING FROM TELFORD BUS STATION

0.4 MILES

5 - 10 MINS




STAY ACTIVE

WALKING OR RUNNING

There are many great walking and running
routes around Telford and the wider Shropshire
area. So if you just want a quick stretch of the
legs during lunch around Telford's stunning
Town Park, or if you fancy tackling something
a bit more difficult and taking in the dramatic
Shropshire countryside, the following sites will
provide you with all the information you need.

CLOSER TO HOME

If you want to get some exercise in, but don't
fancy venturing too far from your hotel, you
could always check out Revive Health Club
and swimming pool if you are staying at
the Holiday Inn, or the gym and pool at the
Ramada hotel. Or maybe you fancy a bit of
ice-skating or tenpin bowling – both of which
are just a couple of minutes' walk from Telford
International Centre.



TELFORD AND WREKIN COUNCIL WALKING ROUTES

Scan or visit www.telford.gov.uk



TELFORD AND WREKIN COUNCIL RUNNING INFORMATION

Scan or visit www.telford.gov.uk



SHROPSHIRE WAY - Links most of the county together and most routes travel through Telford / Ironbridge. Scan or visit www.shropshireway.org.uk



IFOOTPATH WALKING ROUTES

Scan or visit www.footpath.com



SEVERN GORGE COUNTRYSIDE TRUST

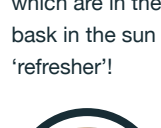
- Offers walks in and around the Ironbridge
Gorge. Scan or visit
www.severngorge.org.uk

WE RECOMMEND...




MATHEW JAMES GROUP HEAD OF BRAND

Mathew recommends... If you need to re-charge batteries
after a hectic event session, then in 15 minutes you could
take a brisk stroll around Southwater lake and Spout Pool,
which are in the town centre. Feed the ducks or just sit and
bask in the sun or people-watch. It's my favourite quick
'refresher'!



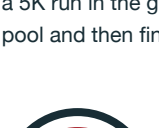
LIS FROST GUEST RELATIONS MANAGER AT HOLIDAY INN TELFORD-IRONBRIDGE

Lis recommends... Do you have a bit more time to spare?
Try a hike up Shropshire's little mountain, The Wrekin. Wear
strong shoes, take a bottle of water and climb the steep
cinder track to begin your adventure. You can walk through
'Hell's Gate' and 'Heaven's Gate', then past 'Needle's Eye'
until you reach the summit. On a clear day you can see
17 counties. You'll feel invigorated and ready for your next
challenge!



RACHAEL SMITH FOOD AND BEVERAGE MANAGER AT TELFORD INTERNATIONAL CENTRE

Rachael recommends... At the end of a busy day at TIC
there is nothing better than an energy boosting work out at
the Holiday Inn Telford's great leisure facilities. I start off with
a 5K run in the gym followed by an invigorating dip in the
pool and then finally treat myself to Jacuzzi. I love this place!

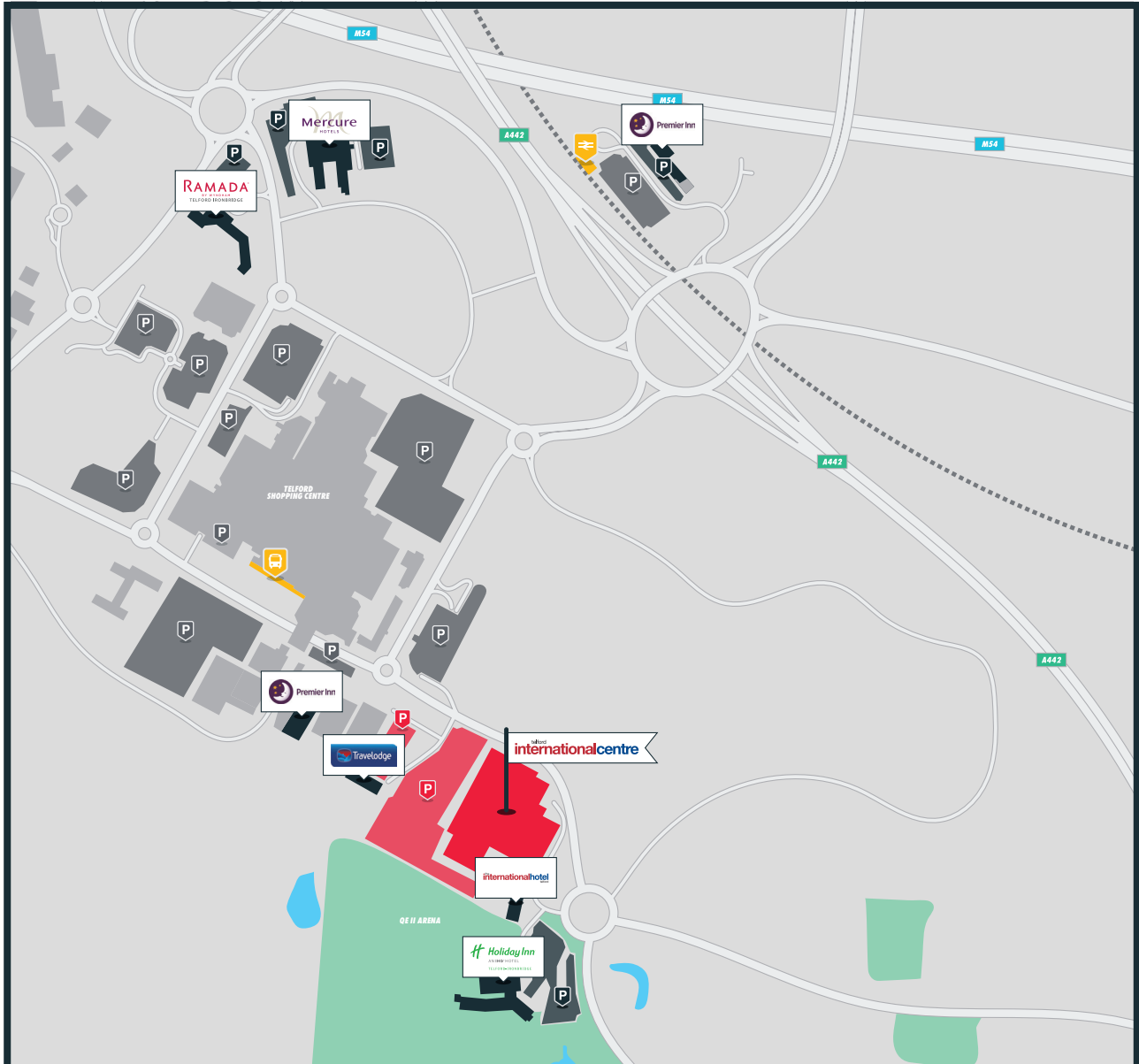


RICHARD BOWEN DEPUTY GENERAL MANAGER AT RAMADA TELFORD-IRONBRIDGE

Richard recommends... The Liquor Lab in the town centre
is a warm, welcoming yet quirky destination to head to if
you're after a drink; whether that's after hitting the shops
or following a day visiting The International Centre. The
extensive range of drinks focuses on cocktails, all served
with a 'scientific twist!' Excellent service and great value;
especially if you happen upon Happy Hour!



HOTELS & CAMPUS



| HOTEL | ROOMS | TWINS | EXEC | SUITE | ACCESSIBLE |
|--|-------|-----------------|------|-------|------------|
| Holiday Inn Telford-Ironbridge | 152 | 83 | 10 | 3 | 4* |
| The International Hotel | 101 | 54 | N/A | N/A | 5 |
| Ramada Telford-Ironbridge | 90 | 5** | N/A | N/A | 1 |
| Mercure Telford Centre | 153 | 78*** | N/A | N/A | 4 |
| Premier Inn Telford International Centre | 85 | 41 [±] | N/A | N/A | 5 |
| Travelodge Telford International Centre | 68 | 33 [±] | N/A | N/A | 4 |
| Premier Inn Telford Central | 89 | 76 [±] | N/A | N/A | 4 |

*All bathrooms are shower over bath, no roll in shower.

**Family room 1 Double bed & 1 Double Sofa Bed.

***34 Twin Room & 44 Zip & link; [±]Twin or Family rooms.

TELFORD. EVENT. READY.

ADDITIONAL REGIONAL HOTELS

TELFORD

| HOTEL | ADDRESS | ROOMS | DRIVE TIME |
|-----------------------------|--|-------|------------|
| Buckatree Hall | The Wrekin, Telford TF6 5AL | 62 | 15 mins |
| Days Inn | Welcome Break Service Area J4, Shropshire TF11 8TG | 48 | 10 mins |
| Haughton Hall | Haughton Lane, Telford TF11 8HG | 36 | 10 mins |
| The Lord Hill | Duke St, Broseley TF12 5LU | 35 | 20 mins |
| Madeley Court | Castlefields Way, Madeley, Telford TF7 5DW | 49 | 10 mins |
| Telford Centre Hotel | Forge Gate, Telford Centre, Telford TF3 4NA | 153 | 5 mins |
| Telford Hotel & Golf Resort | Great Hay Drive, Sutton Heights, Telford TF7 4DT | 114 | 15 mins |
| The Valley | 20 Buildwas Road, Telford TF8 7DW | 44 | 15 mins |
| The Whitehouse | Watling Street, Telford TF1 2NJ | 90 | 15 mins |
| Hadley Park | Hadley Park, Telford TF1 6QJ | 12 | 10 mins |
| Park House | Park Street, Shifnal TF11 9BA | 54 | 10 mins |
| The Raven | 30 Barrow Street, Much Wenlock TF13 6EN | 20 | 20 mins |
| Gaskell Arms | High Street, Much Wenlock TF13 6AQ | 14 | 20 mins |
| Premier Inn Newport | Stafford Road, Newport TF10 9BY | 50 | 20 mins |
| Premier Inn Telford North | Donnington Wood Way, Telford TF2 8HH | 20 | 15 mins |
| Travelodge Telford | Shawburch Cross Roads, Whitchurch Drive, Shawburch, Telford, TF1 3QA | 40 | 15 mins |
| Best Western – Ironbridge | Buildwas Road, Ironbridge, Telford TF8 7DW | 44 | 15 mins |

ADDITIONAL REGIONAL HOTELS

SHREWSBURY

| HOTEL | ADDRESS | ROOMS | DRIVE TIME |
|---|---|-----------|------------|
| Albright Hussey | Broad Oak, Shrewsbury SY4 3AF | 26 | 25 mins |
| Albrighton Hall | Ellesmere Road, Albrighton SY4 3AG | 87 | 25 mins |
| Hampton by Hilton | Shrewsbury Business Park, Sitka Drive, Shrewsbury SY2 6LG | 75 | 20 mins |
| Hawkstone Park | Weston-Under-Redcastle, Shrewsbury SY4 5UY | 66 | 35 mins |
| The Lion Hotel | Wyle Cop, Shrewsbury SY1 1UY | 59 | 25 mins |
| Prince Rupert | Butcher Row, Shrewsbury SY1 1UQ | 70 | 25 mins |
| Longmynd Hotel | Cunnery Road, Church Stretton SY6 6AG | 50 | 40 mins |
| Wroxeter Hotel | Wroxeter, Shrewsbury SY5 6PH | 15 | 20 mins |
| Macdonald Hill Valley | Tarporley Road, Whitchurch SY13 4HA | 86 | 50 mins |
| Premier Inn Shrewsbury (Harmer Hill) | Harmer Hill, Shropshire, Shropshire SY4 3DS | 41 | 30 mins |
| Premier Inn Shrewsbury (town centre) | Smithfield Road, Shrewsbury SY1 1PG | 20 | 30 mins |
| Travelodge Shrewsbury | A5 / A49 Roundabout, Bayston Hill Services, Shrewsbury, SY3 0DA | 40 | 20 mins |
| Holiday Inn Express - Shrewsbury | Sitka Drive, Shrewsbury Business Park, Shrewsbury SY2 6LG | 75 | 20 mins |
| Travelodge, Battlefield Shrewsbury | Battlefield Roundabout, Junction A49 and A53, Shrewsbury, SY4 3EQ | 41 | 20 mins |

ADDITIONAL REGIONAL HOTELS

WOLVERHAMPTON

| HOTEL | ADDRESS | ROOMS | DRIVE TIME |
|--|--|-------|------------|
| Patshull Park | Patshull Road, Pattingham WV6 7HR | 49 | 25 mins |
| Holiday Inn Wolverhampton - Racecourse | Dunstall Park, Gorsebrook Road, Wolverhampton WV6 0PE | 54 | 30 mins |
| The Mount | Mount Road, Wolverhampton WV6 8HL | 68 | 25 mins |
| Mercure Wolverhampton | 126 Penn Road, Wolverhampton WV3 0ER | 74 | 35 mins |
| Novotel Wolverhampton | Union Street, Wolverhampton WV1 3JN | 132 | 35 mins |
| Ramada Wolverhampton | Park Drive, Goldthorn Park, Wolverhampton WV4 5AJ | 75 | 40 mins |
| Travelodge Wolverhampton | Moto Service Area M6 Motorway, Wolverhampton WV11 2AT | 63 | 25 mins |
| Premier Inn Wolverhampton | Broad Gauge Way, Wolverhampton WV10 0BA | 89 | 35 mins |
| Premier Inn Wolverhampton (N) | Greenfield Lane, Wolverhampton WV10 6TA | 79 | 20 mins |
| York Hotel Wolverhampton | 138 Tettenhall Road, Tettenhall, Wolverhampton WV6 0BQ | 15 | 25 mins |
| Ely House Hotel Wolverhampton | 53 Tettenhall Road, Wolverhampton WV3 9NB | 18 | 30 mins |
| Redwings Lodge Wolverhampton | Bankfield House 45 Waterloo Road, Wolverhampton | 99 | 30 mins |

ADDITIONAL INFORMATION

1) HOSPITALS & HEALTHCARE

The nearest regional general hospital is the Princess Royal Hospital, Apley Castle, Apley, Telford, TF1 6TF.

This hospital provides a wide range of acute hospital services including accident & emergency, outpatients, diagnostics, inpatient medical care and critical care.

For minor accidents or health concerns advice can be received from NHS 111, simply by dialling 111.

For major accidents or emergencies please dial 999.

2) PHOTOGRAPHY

Professional photography is a great way to capture memories from your event.

TIC's preferred photographer is Alex Styles Photography.

Phone: 01902 453 773

Email: studio@alexstyles.co.uk

www: www.alexstyles.co.uk

3) TELFORD TRAIN STATION

Telford Central train station is about 10 minute walk away from Telford International Centre. More information can be found here: <https://www.westmidlandsrailway.co.uk/stations/telford-central>